



Social Media Frame Instructions




- VISIT WEBSITE.** In order to participate in this campaign, visit www.twibbon.com and search for the campaign using the keyword “USAW 2020” or directly by using the following URL: <https://www.twibbon.com/Support/usaw-2020>
- CHOOSE YOUR PREFERRED SOCIAL MEDIA.** Upon location of the main page of the campaign, choose whether to share the campaign on either Twitter or Facebook.





- ❑ **CREATE TWIBBON FOR UPLOAD.** Before creating your profile image frame, authorize the connection between

Add a Twibbon to Facebook ✕

+ Position and resize Twibbon



Show your support by adding a Twibbon to your Facebook profile picture.

Create Twibbon for Facebook

When you click 'Create Twibbon for Facebook' your new profile picture will be created ready for you to set as your profile picture.

- ❑ **UPLOAD YOUR IMAGE.** Download your image to your device then [upload to Facebook](#) as your profile picture.

- ❑ **TELL A FRIEND.** Enjoy your image by sharing with friends, classmates, or family!